

Introduction

Welcome to the new Turnitin! Our site has been updated with new features and an improved user interface. This guide will point out the changes in the new interface and help you transition easily to the new site. If you are interested in learning about the more advanced features our new site has to offer, please take a look at our user manuals.

Logging In

The login page for the new site has been simplified **a**. You now enter your email address and password and do not need to select a user type. The new system stores your preferred user type in your user profile.

a The new login page. You now login using only your email address and password.

The Student Portfolio

The most significant change to the new site is the addition of assignments to your portfolio. Previously, clicking on a class opened a portfolio containing your submissions. If you wanted to view class assignments, you had to go to your assignments page. Now, clicking on a class opens a new student portfolio that contains both class assignments and your submissions **b**.

assignment list			your portfolio			
#	assignment	submit	title	submitted	contents	reviews r
1	Edgar Allen Poe	↑				
	07-09-03 07-10-03					

b The new portfolio page. Class assignments are listed in the left column.


The student portfolio shows your classes' assignments and peer reviews in the left column. Papers and reviews that you submit appear to the right.

Submitting Papers


The new site's paper submission process has been streamlined. To submit a paper, click the paper submit button next to an assignment **a**.

The paper submission page will open. This page will default to your preferred submission type (either file upload or cut and paste). You can use the pulldown to switch to a different submission type at any time **b**.



After you submit your paper, it will appear in your class portfolio next to its assignment **c**.

assignment list		
#	assignment	submit
1	Edgar Allen Poe 07-09-03 07-10-03	

a You now submit papers from your portfolio. To submit a paper to a given assignment, click the assignment's submit button.

Submit a paper by: file upload  submit ▶

b Use the pulldown on the paper submission page to choose a submission type.

assignment list			your portfolio			
#	assignment	submit	title	submitted	contents	reviews
1	Edgar Allen Poe 07-09-03 07-10-03		Essay 1	07-09-03	 .pdf	-

c Your portfolio shows your submitted papers in the right column.

Conclusion

Notable changes to the new site include:

- You now login by entering only your email address and password. Your default user type is stored in your user profile.
- Your class portfolio now contains your classes' assignments and peer reviews. To submit a paper, click the submit button next to a given assignment in your portfolio.
- The submission page defaults to your preferred submission type. You can select a default submission type in the user preferences section of your user profile.

In addition to the changes covered in this transition guide, we have made other significant changes and improvements throughout the site. Our Turnitin Student User Guide outlines the new site's changes and added features.

If you have any questions, please email helpdesk@turnitin.com for assistance.